



National Marine Manufacturers Association

nmma.org

# ECONOMIC SIGNIFICANCE OF RECREATIONAL BOATING IN TEXAS

## CONGRESSIONAL DISTRICT 26

Number of Recreational Boats*	17,794
Recreational Boating Industry Businesses	67
Total Jobs	1,588
Annual Recreational Boating-Related Spending	\$84.6 MILLION

TOTAL ANNUAL  
ECONOMIC IMPACT  
OF RECREATIONAL BOATING:

**\$200.2** MILLION


## RECREATIONAL BOATS IN TX-26

TOTAL BOATS\* ► 17,794

REGISTERED BOATS 17,794

Power boats	13,658
PWCs	3,679
Sailboats	442
Other Boats	15

HOUSEHOLDS PER BOAT 14.1

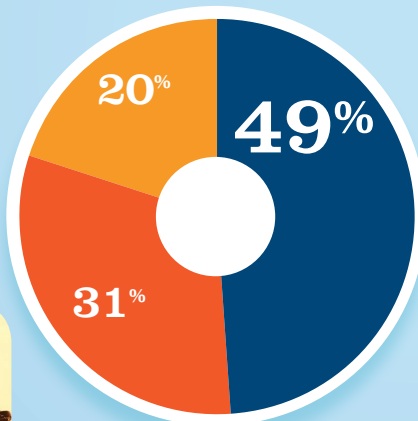


\*Total boats are registered boats as reported by states to the USCG.

## RECREATIONAL BOATING CREATES JOBS IN TX-26

TOTAL BOATING JOBS ► 538

Boat Building	-
Motor / Engine Mfr.	-
Accessory / Supplies Mfr.	111
Dealers / Wholesalers	165
Boat Services	262



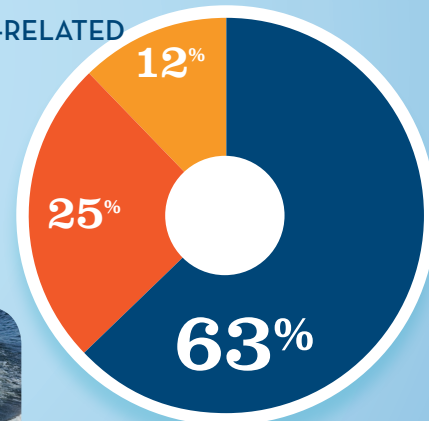
BOAT BUILDING † DLRS/WHOLESALERS  
MOTOR/ENG. MFR. † BOAT SERVICES  
ACC./SUPPLIES MFR. † 0%



## RECREATIONAL BOATING-RELATED BUSINESSES IN TX-26

TOTAL BUSINESSES ► 67

Boat Building	-
Motor / Engine Mfr.	-
Accessory / Supplies Mfr.	8
Dealers / Wholesalers	17
Boat Services	42



BOAT BUILDING † DLRS/WHOLESALERS  
MOTOR/ENG. MFR. † BOAT SERVICES  
ACC./SUPPLIES MFR. † 0%

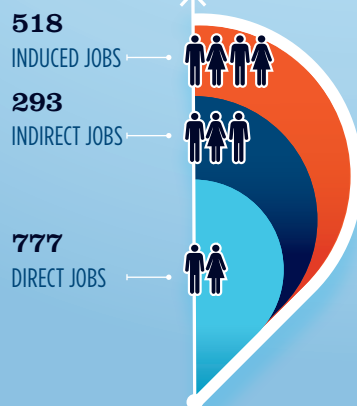


## ESTIMATED JOBS IMPACT OF RECREATIONAL BOATING-RELATED SPENDING IN TX-26

EST. TOTAL JOBS ► 1,588

EST. TOTAL LABOR INCOME ► \$65.8 MILLIONS

Est. Direct Income	\$26.8
Est. Indirect Income	\$16.3
Est. Induced Income	\$22.7

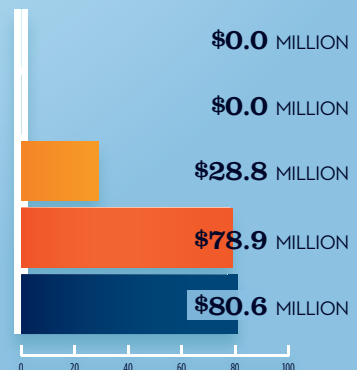


## RECREATIONAL BOATING INDUSTRY SALES IN TX-26

Boat Building	\$0.0
Motor / Engine Mfr.	\$0.0
Accessory / Supplies Mfr.	\$28.8
TOTAL MFR. SALES	► \$28.8

Dealers / Wholesalers	\$78.9
Boat Services	\$80.6
TOTAL RETAIL & SERVICES SALES	► \$159.5

BOAT BUILDING DLRS/WHOLESALERS  
MOTOR/ENG. MFR. BOAT SERVICES  
ACC./SUPPLIES MFR.



Source: NMMA's Center of Knowledge; Recreational Marine Research Center at Michigan State University